



“Emerging Australian Gold Producer”
Investor Presentation | November 2017



Dale Rogers | Executive Chairman

Disclaimer | Important Information



- This presentation has been prepared by Centennial Mining Limited (Centennial or the Company). The material contained in this presentation has been prepared for information purposes only, and is not an offer, invitation or recommendation for subscription or purchase of securities in the Company.
- While the information contained in this Presentation has been prepared in good faith, neither the Company nor any of its shareholders, directors, officers, agents, employees or advisers give any representations or warranties (express or limited) as to the accuracy, reliability or completeness of the information in this Presentation, or of any other written or oral information made or to be made available to any interested party or its advisers (all such information being referred to as “Information”) and liability therefore is expressly disclaimed to the full extent permitted by law. Accordingly, to the full extent permitted by law, neither the Company nor any of its shareholders, directors, officers, agents, employees or advisers take any responsibility for, or will accept any liability, whether direct or indirect, express or limited, contractual, tortious, statutory or otherwise, in respect of the accuracy or completeness of the Information or for any of the opinions contained in this Presentation or for any errors, omissions or misstatements or for any loss, howsoever arising, from the reliance on or use of this Presentation.
- Neither the issue of this Presentation nor any part of its contents is to be taken as any form with any inaccuracies in, or omissions from, this Presentation which may become apparent. The Company reserves its right to terminate any discussions or negotiations with any person. In no circumstances will the Company be responsible for any costs, losses or expenses incurred in connection with any commitment on the part of the Company to proceed appraisal or investigation of the Company. In furnishing this Presentation, the Company does not undertake or agree to any obligation to provide the recipient with access to any additional information or to update this Presentation or to correct any errors. This Presentation should not be considered as the giving of investment advice by the Company or any of its shareholders, directors, officers, agents, employees or advisers. In particular, any estimates or projections or opinions contained in this Presentation necessarily involve significant elements of subjective judgment, analysis and assumptions and each recipient should satisfy itself in relation to such matters. The Company cannot and does not give any assurances that the results, performance or achievements expressed or implied by any such estimates or projections or opinions contained in this Presentation will actually occur.
- Refer appendix 2 for compliance statements.

Introducing Centennial Mining



- Centennial is in the final stages of a transformation that began in mid-2016, which belies the circa \$11m market capitalisation.
- Resource book of 3.1 million tonnes grading 5.1g/t for 531,000 ounces of gold¹.
- Two operating mines and a production plant in Victoria.
- That transformation has given rise to:
 - A complete change of management²;
 - Circa \$7m of necessary capital expenditure in the 12 months to September 2017;
 - Delivery of 17,000 oz of gold production in the 12 months to September 2017;
 - An operating surplus before capital expenditure of \$4.4m for the 12 months to September 2017;
 - Opening up of the Union Hill Mine as a second source of ore in October/November 2017; and
 - Increases in Resources at the A1 Gold Mine³.
- Operational and organisational effectiveness significantly improved.
- Centennial declared Commercial Production at the A1 Gold Mine in September Quarter 2017.
- Targeting a sustainable 25,000 oz to 30,000 oz gold production pa and to attain AISC of <A\$1,000 per oz with production sourced from both A1 Gold Mine and Maldon area.
- Centennial is now on track to:
 - Complete the appropriate investments in capacity, capability and safety;
 - Deliver gold production of 18,000 oz to 20,000 oz of gold production in FY'18 and position itself to deliver 25,000 oz to 30,000 oz in FY'19;
 - Build cash/net cash from operations towards \$9m - \$11m, on current gold prices over the next year and a half;
 - Build out Resource inventory with aim of booking Reserves of +2 years of forward production

Corporate Overview



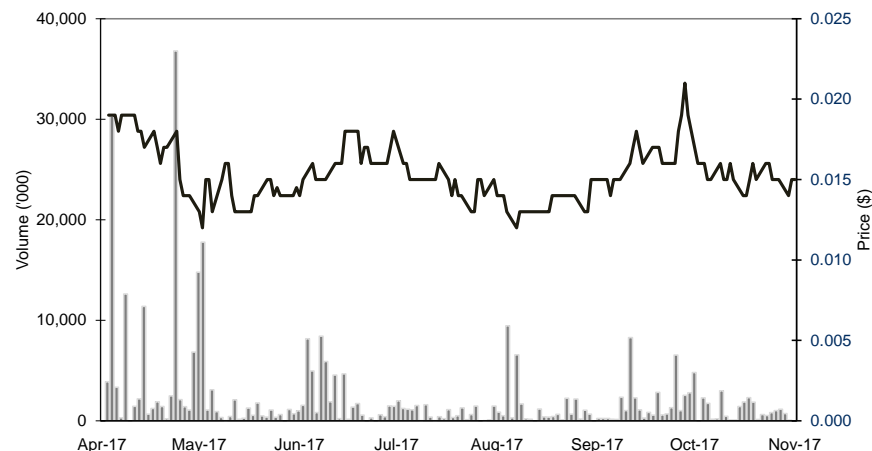
ASX Code CTL

Ordinary shares	806.3m
Listed Options (ASX:AYCO) Dec 2019 exercisable at 2.9¢	288.6m
Unlisted Options Dec 2019 at 4.4¢ and 4.9¢	18.0m
Convertible Notes (3.44¢-1 for 1)	71.4m
Unlisted Performance Options Dec 2020 at 3.6¢	64m
Unlisted Performance Options Oct 2021 at 2.6¢	29m
Market Cap (undiluted) at 1.5¢	~A\$12m

Top Shareholders (12 October 2017)

Octagonal Resources	18.73%
BNP Paribas Nominees	4.36%
Rogers Family	3.34%
Heron Resources	3.26%
Bond Street Custodians	2.86%
Total Number of Shareholders	~1,390

6 Month Share Price and Volume



Board

Dale Rogers	Executive Chairman
Jamie Cullen	Non-Executive Director
Anthony Gray	Non-Executive Director

Executive Management

Dr John Clout	General Manager Development
Peter Crooks	Chief Operating Officer
Gideon Janssen	Financial Controller

Executive Team

Recruitment Completed in October, 2017¹



Peter Crooks **COO**

- Mining Engineer with First-Class Mine Managers Certificate of Competency in WA, completed the Rio Leadership and Development programme at Duke University in USA and courses with the AIM.
- Over 30 years mining experience in the industry in Canada, Mongolia, China, several countries in West Africa and in the Northern Territory, Western Australia, Queensland and Victoria.

Dr John Clout **General Manager** **Development**

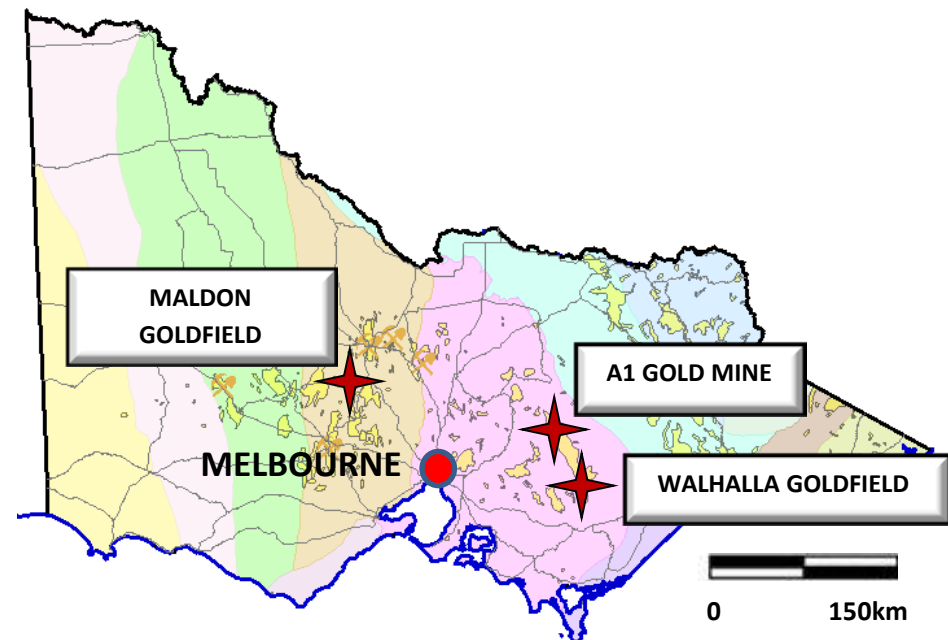
- Geologist and Metallurgist with +35 years of experience in the mining industry.
- Previously with WMC then CSIRO Minerals and more recently was Head of Resource Strategy with Fortescue.
- Renowned international expert in relating ore properties to their process performance. Played a pivotal role in the identification and development of resources, that have since been successfully commercialised.

Gideon Janssen **Financial Controller**

- Chartered Accountant with +35 years experience in a number of African countries including South Africa, several countries in West Africa and Australia.
- Experience in Financial management, mergers and acquisitions, expanding companies through internal growth projects and through acquisitions.
- Involved in a number of new mining ventures from pre-feasibility studies, feasibility studies, delivery of the capital projects through to the final transitioning into commercial mining operations.

Project Locations

- Centennial has over 500,000oz¹ of Gold Resources across a suite of Operating and Development assets in Victoria, Australia:
 - ✓ A1 Underground Gold Mine (**A1 Gold Mine**);
 - ✓ Union Hill and Nuggetty Underground Mines at Maldon (**Union Hill Mine, Nuggetty Mine**);
 - ✓ Porcupine Flat Processing Facility at Maldon (**Porcupine Flat Mill**);
 - ✓ Walhalla Goldfield.



¹ Refer to Appendix 1 for JORC 2012 Mineral Resource Statement

Transformed over 12 Months: Key Achievements



- With Executive Board changes in June Quarter 2016, the Company completed a strategic review of operations and formulated a plan to improve infrastructure and operational efficiency and build out the skill set needed to achieve its strategic objectives.

Key Achievements	Completed
A1 Mine	
<ul style="list-style-type: none"> Drilling at A1 Gold Mine designed to delineate long hole stoping to better guide development¹ 	September Qtr'16
<ul style="list-style-type: none"> Mechanised long hole stope production¹ 	December Qtr'16
<ul style="list-style-type: none"> Commercial production declared following record gold production of +9,000 oz from March and June quarters 2017² 	September Qtr'17
<ul style="list-style-type: none"> Magenta Zone target identified. Potential for 2-5 years additional mine life and a development pathway to the deeper resources³ 	October '17
<ul style="list-style-type: none"> Drilling to date has increased A1 Gold Mine resource base by 30,000 oz to 1.56 mt @ 6.1 g/t for 306,000 oz Au⁴ 	October '17
Management	
<ul style="list-style-type: none"> Executive Management team built out⁵. 	October '17
Infrastructure	
<ul style="list-style-type: none"> Significant investments made to systems and service networks⁶ 	Ongoing
<ul style="list-style-type: none"> Upgrade to mining fleet as the Company transition to owner operated mining fleet 	Ongoing

Create Long-Term Profitable Gold Producing Business¹

Short Term¹ – to June 2018

- 1H'18 gold production reduced due to lower grade and mill throughput.
- FY'18 target of 18,000 - 20,000 oz skewed 40%-60% to second half with 2H'18 increase dependent upon grade and recovery from the new Magenta Zone.
- Develop a mine production pathway of new mechanised stopes.
- Drill out Magenta Zone.
- Repay Convertible Note debt of \$2.5m and degear balance sheet.

Medium Term – FY'19

- Develop Resources proximal to Porcupine Flat Processing Plant including open cut potential, narrow vein high-grade gold reefs at Union Hill Mine and Nuggetty Mine as additional producing assets and transition from single mine operation.
- Increase Mineral Resources and Ore Reserves at A1 Gold Mine with further drilling.
- Drill and Develop a +2 year mining schedule and commence mining Open Cut targets in Maldon Area.
- Generate free cash of circa \$9 million to \$11 million per annum.
- Targeting AISC below A\$1,000 per oz inclusive of increased infrastructure and networks target.

Longer Term – Beyond FY'19

- Build mine life out to +5 years.
- Further increases in gold production through exploration success or acquisition.
- Grow the Company's market capitalisation significantly.
- Utilise cashflow to pay dividends to shareholders.

¹ The information in this slide that relates to production targets and forecast financial information derived from the production target is extracted from the Scoping Study referred to in the Company's announcement of 13 January 2015.

What Appeals About A1 Gold Mine

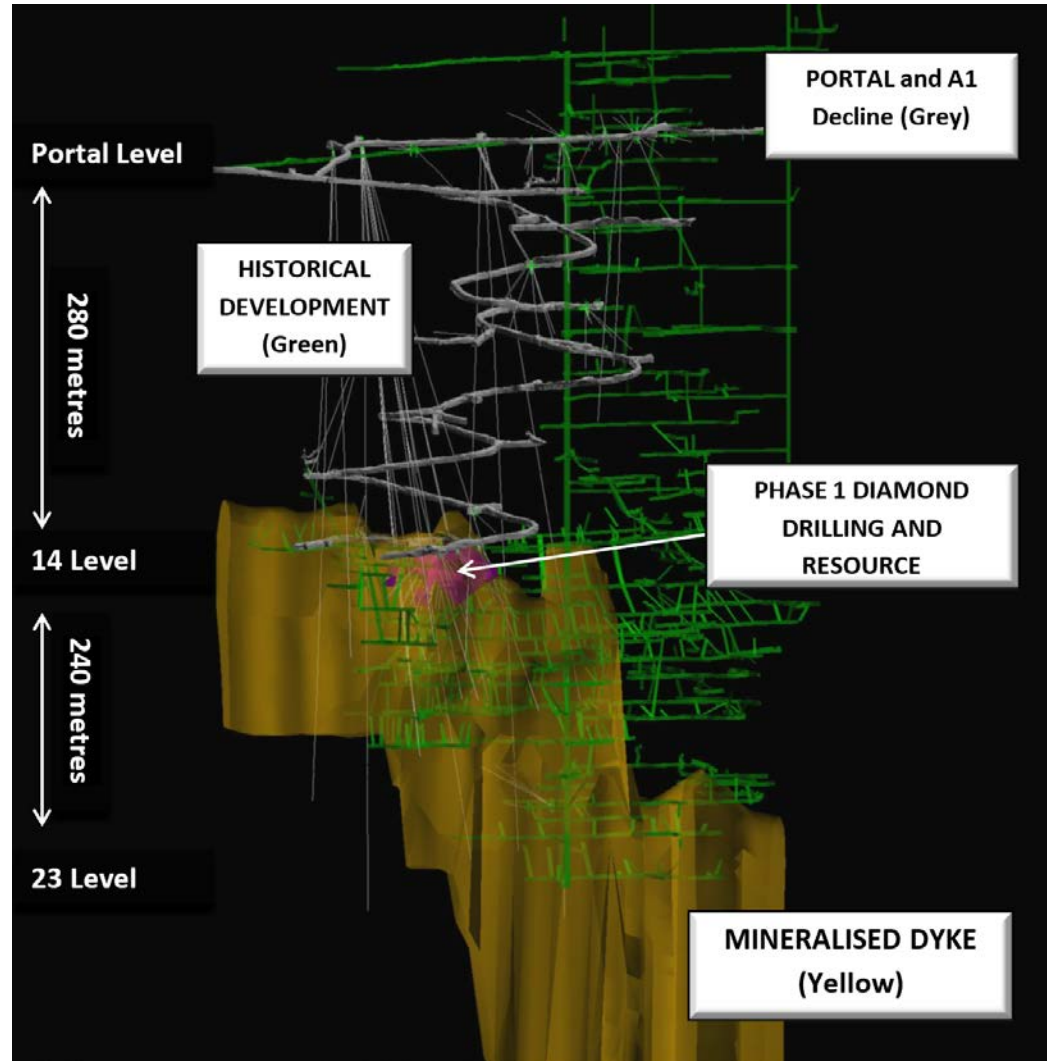


The A1 Gold Mine is not a Typical Victorian Gold Deposit

- A high proportion of Victorian gold deposits are narrow-vein Slate Belt-hosted gold deposits that are high-grade with localised and erratic gold distribution, such as the deposits at Bendigo and Ballarat. It is difficult to establish significant resources and reserves on Slate-Belt-hosted gold deposits because of this nuggetty style of mineralisation.
- The A1 Gold Mine is hosted predominately in a dioritic dyke bulge up to 65m wide, with a strike extension of ~ 150m and a known depth greater than 700m, hosting both bulk Breccia zones and quartz veins. Gold mineralisation is proving to be consistent and predictable.
- Some Breccia zones at the A1 Gold Mine are amenable to mechanised bulk tonnage underground mining techniques that are significantly lower cost than narrow-vein mining techniques. The A1 Gold Mine decline has been developed to mine this bulk tonnage style of gold deposit in addition to high grade quartz veins.
- Breccia hosted gold lodes generally have more consistent gold grades than narrow vein deposits. These types of deposits lend themselves to more cost effective resource definition and mining.

A1 Gold Mine Resource Extends at Depth

- Discovered in mid-1800's.
- Over 600,000 ounces mined to date over +150 years.
- Recent mechanised development accessed top of Mineralised Dyke at 14 Level¹.
- Phase 1 Drilling identified ~30kt or Resources¹
- Mineralised Dyke extends +240m below 14 Level containing a total of 306,000 oz Au².
- Dyke extends 280m above 14 Level.
- Untested gold potential above present mining level.
- Completely untouched territory below the old 23 level.

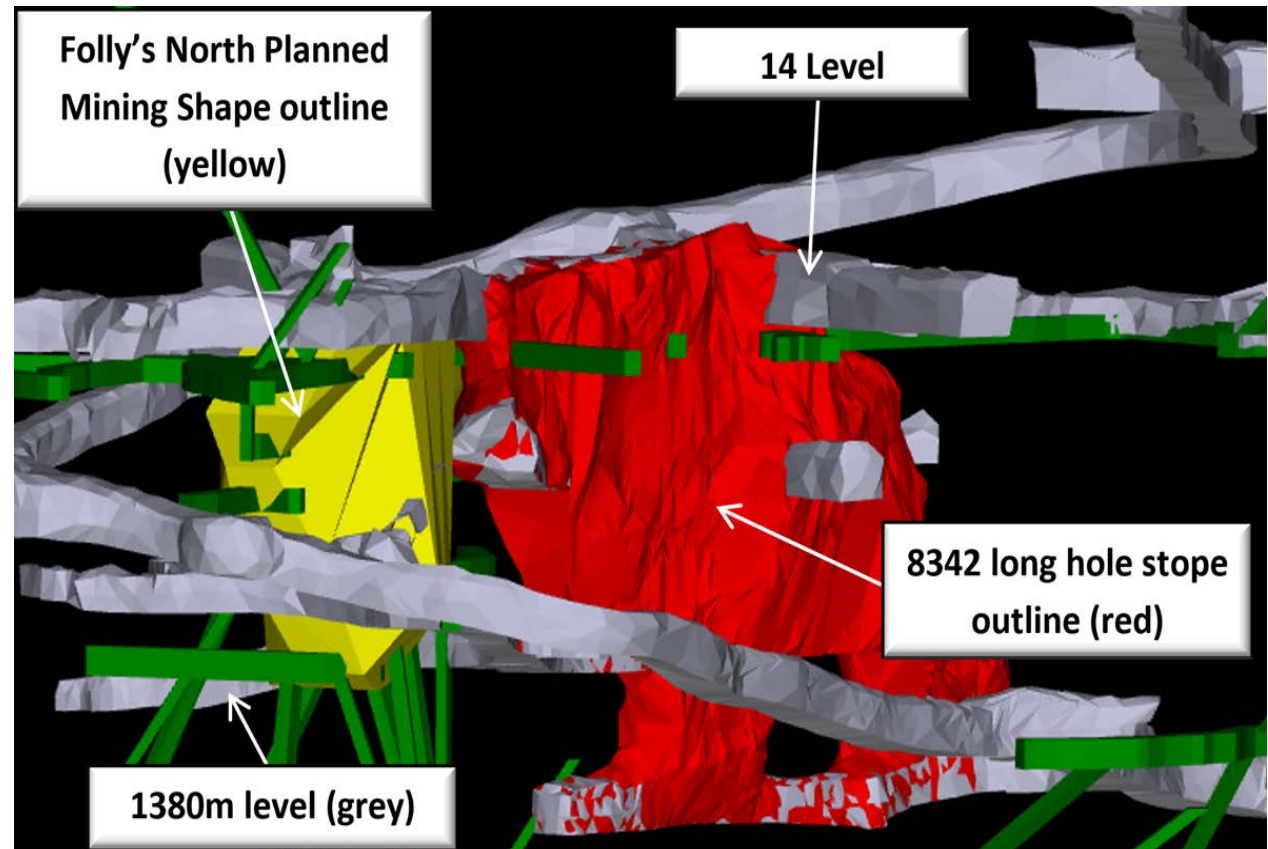


¹ ASX announcement 8 July 2016

² Refer to Appendix 1 for JORC 2012 Mineral Resource Statement

Phase 1 Resource and Mining

- Phase 1 drilling June Quarter 2016 identified ~30kt of Resources under 14 Level¹.
- First Long Hole (8352) stope at A1 Gold Mine commenced December Quarter 2016.
- 8532 long stope has mined ~85kt to date.
- Folly's North long hole stope started October 2017, with a further ~30kt of ore expected².



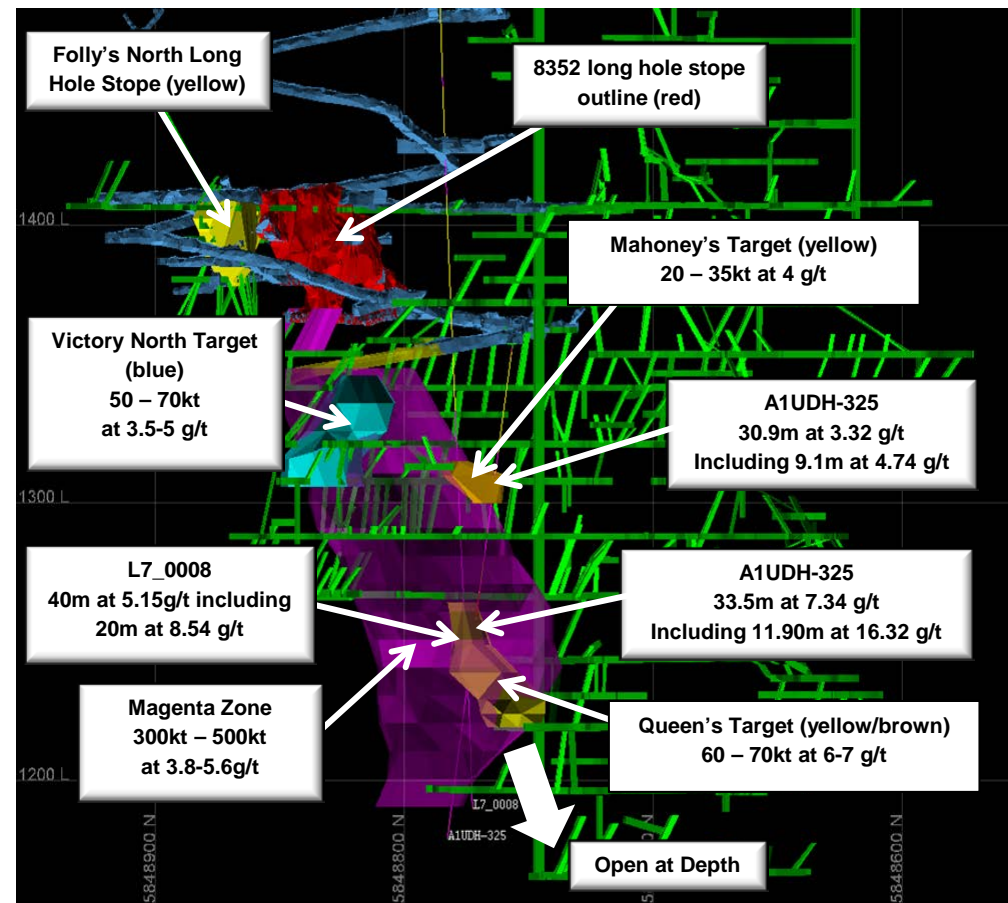
85 kt produced in Year 1 from original 30kt resource – more ounces overall

¹ ASX announcement 8 July 2016

² ASX announcement 3 October 2017

Magenta Zone - Exploration Target

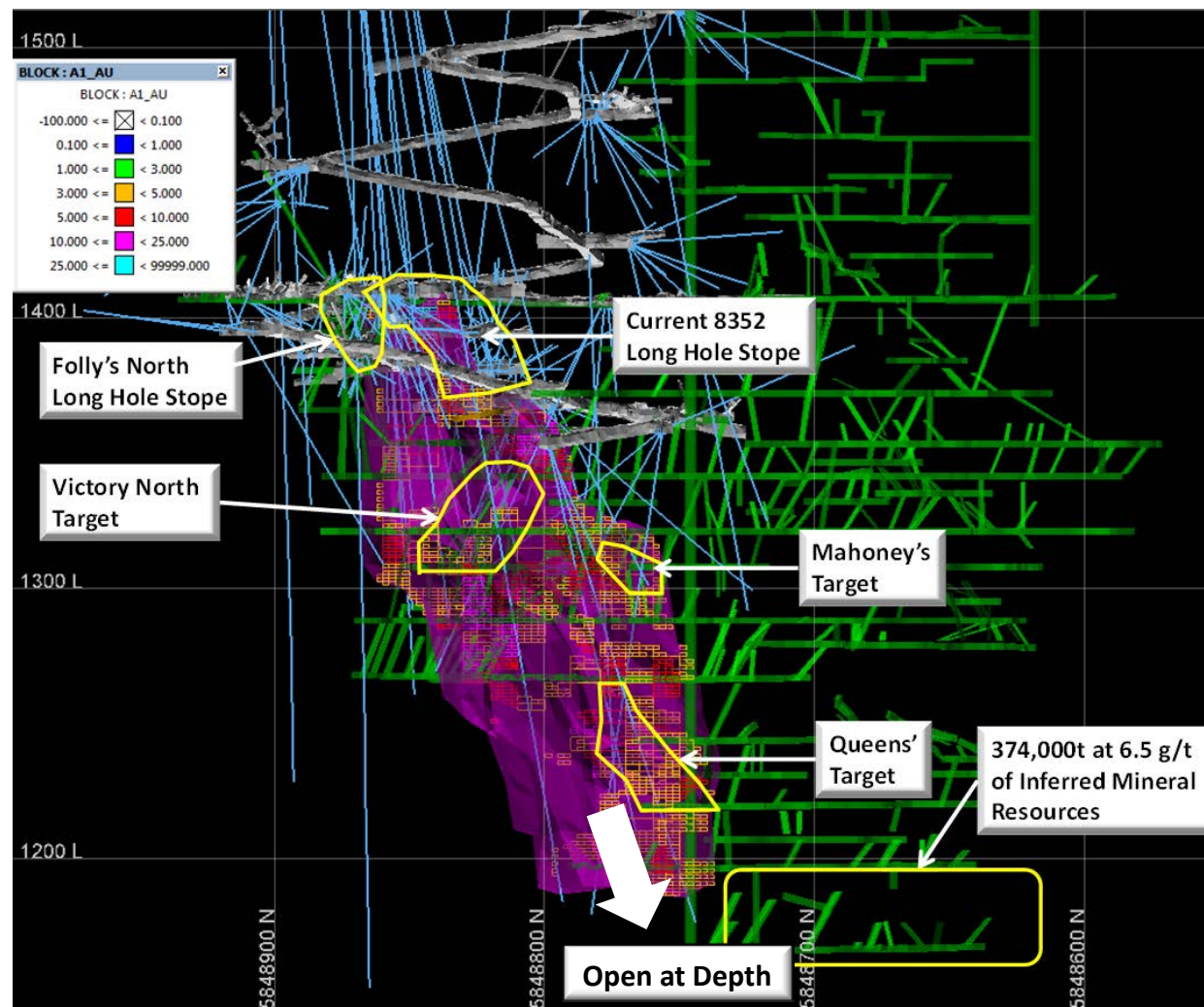
- Near-development Exploration Target of approximately 300,000 to 500,000 tonnes grading 3.8 to 5.6 g/t Au¹. The potential quality and grade of these Exploration Targets are conceptual in nature as there has been insufficient exploration to estimate a Mineral Resource. It is uncertain if further exploration will result in the estimation of a Mineral Resource.
- Potential to add 2-5 years additional mine life¹.
- Magenta Zone defined by ~70 holes, however ~52 were pre-1990's.
- Less than 15% of existing Mineral Resources lie within Magenta Zone².
- Three higher grade Exploration Targets Identified within Magenta Zone:
 - Victory North;
 - Mahoney's; and
 - Queen's.
- Victory North within 20m of existing Decline.



² ASX announcement 10 October 2017

Magenta Zone – Resource Update

- Inferred Mineral Resource of 183,347 tonnes at 5.3 g/t¹ defined for the Magenta Zone at the A1 Gold Mine².
- Represents an increase in Inferred Mineral Resources of 170,000 tonnes at 5.5 g/t for 30,000 oz Au^{1,2}.
- Provides a development and long hole stopeing pathway for potentially the next 2 to 3 years.
- Identifies further near-term drilling and resource definition opportunities within the Magenta Zone.
- Total Indicated and Inferred Mineral Resources at the A1 Gold Mine increased to 1.56 Mt at 6.1 g/t Au for 306,000 oz Au^{2,3}.



¹ at a 3g/t Au lower cutoff grade

² ASX announcement 9 November 2017

³ Refer to Appendix 1 for JORC 2012 Mineral Resource Statement

Maldon



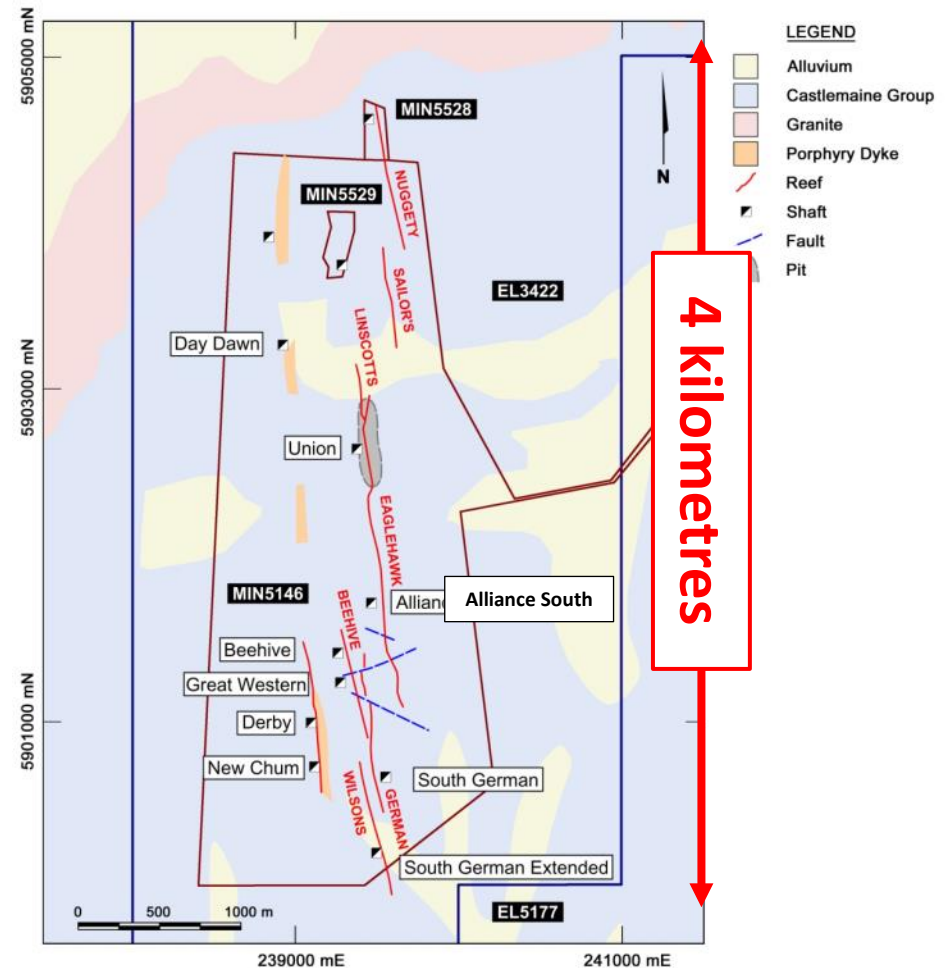
- Acquired as part of the transaction with Octagonal completed in June 2015.
- Historic production 1854 to 1920 – 1.47m ozs Au¹.
- Centennial completed review of historical data and from that review was able to plan the re-opening of Union Hill Mine, as a trial, to potentially add a second ore source for the Porcupine Flat Mill.
- Development and production of ore from multiple sources within the Maldon area will provide Centennial with production flexibility and be a key driver in achieving steady state production of 25,000 to 30,000 oz Au pa.

Maldon Central Shear Zone

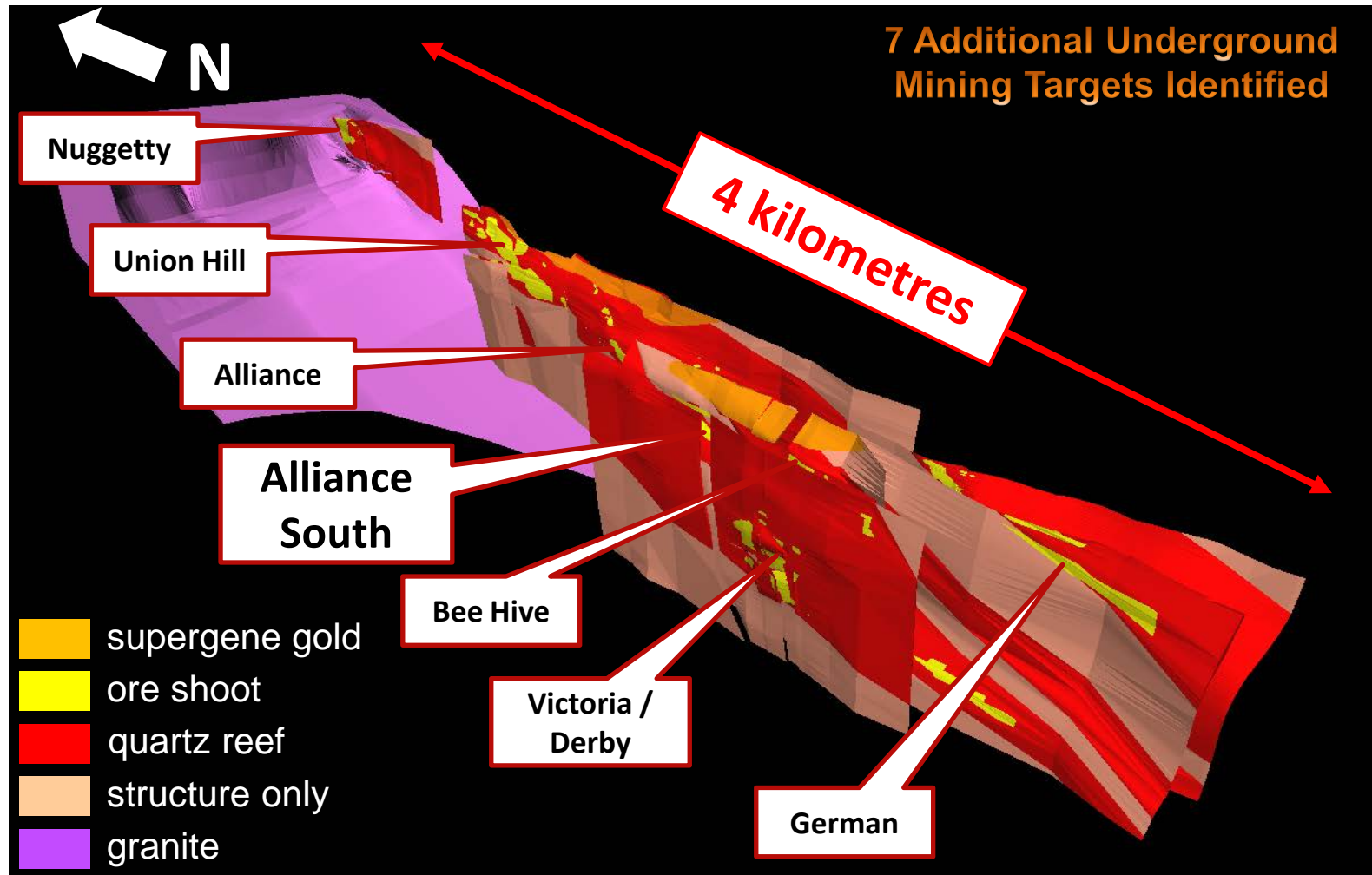
Historic Production

- Nuggetty Reef: 301,000 oz
- Eaglehawk Reef: 491,000 oz
- Beehive Reef: 250,000 oz
- German Reef: 277,000 oz
- Victoria & Derby Reef: 150,000 oz

**Photo: Alliance Shaft
(Eaglehawk Reef)**



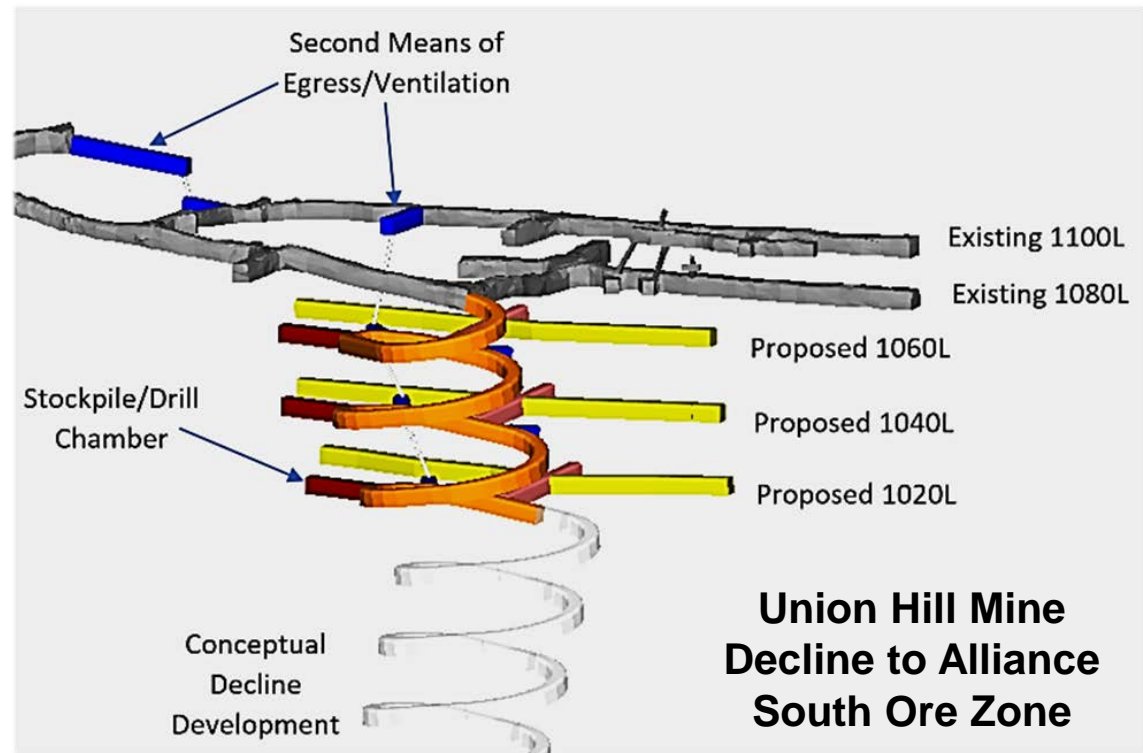
3D View – Maldon Central Shear Zone



5 reefs each producing over 150,000 oz gold¹

Multiple Ore Sources – Maldon Area

- Union Hill Mine pre-development work commenced June Quarter 2017.
- Reached Alliance South Zone on 1060L at end of September Quarter.
- First Ore delivered to Porcupine Flat Mill October 2017.
- Positive internal assessment of Nuggetty Underground Mine, 2km North of Union Hill Mine.
- Nuggetty mining lease renewed and moving ahead with approvals.
- Positive internal assessment of Black Reef – Wehla Open Cut.



Porcupine Flat Mill (Maldon)

- 130,000 - 150,000 tpa CIP gold processing facility with additional crushing capacity.
- Permitted and Operational:
 - Generally operating to expectations;
 - Adding crushing capacity to achieve +160ktpa.
- Additional 3 year tailings capacity already permitted.
- Fresh water supply from mine.
- State Grid Power.
- Main Road Access.
- Viable cartage distance to all of Centennials deposits.



Financial Metrics and Targets



- Development and remedial capital expenditures have been greater than expected and will continue across the balance of FY'18 with the addition of crushing capability at Maldon to accommodate harder ore and additions to and replacement of mining fleet.
- The team is now building a significant intellectual and practical understanding of the ore bodies and operations. A higher integrity of operations is allowing the Company to work diligently towards a set of objectives that involve the:
 - Delivery of 18,000 oz to 20,000 oz of gold production for FY'18 and a normalisation in capital expenditures;
 - Elimination of borrowing's being the convertible notes;
 - Delivery of a full year production profile of 25,000 oz to 30,000 ozs of gold production in FY'19;
 - Accumulation of cash reserves over the next year and a half

Summary	Actual						Target	Target
Quarter	Jun' Q 16	Sept' Q 16	Dec' Q 16	Mar' Q 17	Jun' Q 17	Sept' Q 17	FY 2018	FY 2019
Tonnes	1,558	6,776	21,810	25,457	29,564	23,735	135,000 - 145,000	165,000 - 175,000
Grade	24.9	10.1	6.0	6.3	5.8	4.8	5.2	5.7
Gold Production (oz Au)	1,383	2,418	3,758	4,632	5,032	3,590	18,000 - 20,000	25,000 - 30,000
Gold Price (\$/oz Au)	1,693	1,747	1,614	1,610	1,670	1,616	1,650	1,650
Gold Revenues (\$m)	2.3	4.2	6.0	7.4	8.4	5.8	29,000 – 33,000	41,000 – 49,000
Operating expenses (\$m)			-6.3	-5.2	-5.3	-6.4		
Operating surplus (\$m)			-0.3	2.2	3.1	-0.6		
Capex (\$m)			-2.6	-1.8	-1.3	-1.3		
Surplus (\$m)			-2.9	0.5	1.8	-1.9		
Creditors (\$m)			-5.2	-4.2	-2.6	-3.1		
Provisions (\$m)			-1.3	-1.4	-1.8	-1.9		
Borrowings (\$m)			-2.5	-2.4	-2.5	-2.5	0	0
= Liabilities			-9.0	-8.0	-6.9	-7.5		
Cash (\$m)			0.5	0.7	0.5	0.4	0.2	9 – 10m
Receivables (\$m)			0.8	0.2	0.7	0.4		
Inventories (\$m)			1.4	1.4	1.1	1.3		
Working Capital (\$m)			-6.3	-5.8	-4.5	-5.3		

Investment Summary



- Management have transitioned Centennial significantly improving operational and organisational effectiveness and is on track to produce 18,000 oz to 20,000 oz of gold for FY'18.
- Production of closer to 20,000 oz's and gold price stability should see the Company debt free by mid 2018.
- The task before Management is to deliver target production of 25,000 oz to 30,000 oz of gold pa cost effectively and add to the mine life.
- The Magenta Zone, recently identified, has the potential to add 2-5 years additional mine life.
- Recent increase of +30,000 ounces to the Resources at the A1 Gold Mine from initial drilling of the Magenta Zone¹
- The Magenta Zone provides the link and pathway for development towards the +370,000 tonnes of Resources grading 6.5g/t Au below the 21 level.
- Positive internal assessments of Nuggetty and Black Reef completed at Maldon, approvals underway.
- Conceptually the Company can now see the prospect of a +5 year mine life.
- **With gold at A\$1,650 per oz circa 12 months of production at 25,000 oz to 30,000 oz has the potential to generate cash equivalent to the Company's current market capitalisation.**
- Building the resource inventory, establishing mine life, elimination of debt and material cash generation opens up the share price valuation possibilities.

Appendix 1 – A1 Gold Mine Resource Statement



- The following statement of Mineral Resources conforms to the Australasian Code for Reporting Exploration, Mineral Resources and Ore Reserves (JORC Code) 2012 Edition. All tonnages reported are dry metric tonnes. Minor discrepancies may occur due to rounding to appropriate significant figures.

	Measured			Indicated			Inferred			Total		
	kt	g/t Au	koz	kt	g/t Au	koz	kt	g/t Au	koz	kt	g/t Au	koz
A1 Gold Mine ¹	-	-	-	222	5.04	36	1,340	6.28	270.6	1,562	6.1	306.6
Pearl Croydon ²	-	-	-	-	-	-	571	2.9	53	571	2.9	53
Tubal Cain ³	-	-	-	-	-	-	932	4.1	122.9	932	4.1	122.9
Eureka ⁴	-	-	-	-	-	-	153	9.9	49.2	153	9.9	49.2
Total ⁴	-	-	-	222	5.04	36	2,996	5.1	495.3	3,218	5.1	531.7

- The information in this presentation that relates to the A1 Gold Mine Mineral Resources is extracted from the Company's ASX announcement dated 9 November 2017 and is available to view on the Company's website. The Company confirms that it is not aware of any new information or data that materially affects the information included in the original announcement and that all material assumptions and technical parameters underpinning the estimates in the original announcement continue to apply and have not materially changed.
- Refer to Octagonal Resources Limited (ASX: ORS) ASX Announcement dated 20 January 2014. The Company confirms that it is not aware of any new information or data that materially affects the information included in the original announcement and that all material assumptions and technical parameters underpinning the estimates in the original announcement continue to apply and have not materially changed.
- Refer to Orion Gold NL (ASX: ORN) ASX Announcement dated 31 January 2014. The Company confirms that it is not aware of any new information or data that materially affects the information included in the original announcement and that all material assumptions and technical parameters underpinning the estimates in the original announcement continue to apply and have not materially changed. Refer to Orion Gold NL ASX Announcements dated 11 August 2015 and 30 December 2015. The acquisition of the licence by the Company is subject to the grant of consents required under the Mineral Resources (Sustainable Development) Act and the terms of the agreement with Orion Gold NL.
- Eureka Mineral Resource was prepared and first disclosed under the JORC Code 2004 Edition. It has not been updated since to comply with the JORC Code 2012 on the basis that the Walhalla project is not a material mining project of the Company and the information has not materially changed since it was last reported.

Appendix 2 - Compliance Statements



- The information in this presentation that relates to production targets and forecast financial information derived from the production target is extracted from the Company's ASX announcement dated 13 January 2015 and is available to view on the Company's website. The Company confirms that it is not aware of any new information or data that materially affects the information included in the original market announcement.
- The Scoping Study information referred to in this presentation is based on low-level technical and economic assessments, and is insufficient to support estimation of Ore Reserves or to provide assurance of an economic production mining case at this stage or to provide certainty that the conclusions of the Scoping Study will be realised. There is a low level of geological confidence associated with Inferred Mineral Resources and there is no certainty that further exploration work will result in the conversion of Inferred Mineral Resources to Indicated Mineral Resources or that the production target itself will be realised. This production target equates to 67% of the JORC Code 2012 compliant Mineral Resource Estimate between the 1420 RL and the 1310 RL and is made up of approximately 37% Indicated Mineral Resource and 63% Inferred Mineral Resource.
- The information in this presentation that relates to A1 Gold Mine Mineral Resources is extracted from the Company's ASX announcement dated 9 November 2017 and is available to view on the Company's website. The Company confirms that it is not aware of any new information or data that materially affects the information included in the original announcement and that all material assumptions and technical parameters underpinning the estimates in the original announcement continue to apply and have not materially changed.
- The information in this presentation that relates to Pearl Croydon Mineral Resources is extracted from Octagonal Resources Limited's ASX announcement dated 20 January 2014 and is available to view on that Company's website. The Company confirms that it is not aware of any new information or data that materially affects the information included in the original market announcement and that all material assumptions and technical parameters underpinning the estimates in the relevant market announcement continue to apply and have not materially changed.
- The information in this presentation that relates to Tubal Cain and Eureka Mineral Resources is extracted from Orion Gold Limited's ASX announcement dated 31 January 2014 and is available to view on that Company's website. The Company confirms that it is not aware of any new information or data that materially affects the information included in the original market announcement and that all material assumptions and technical parameters underpinning the estimates in the relevant market announcement continue to apply and have not materially changed.
- Eureka Mineral Resource was prepared and first disclosed under the JORC Code 2004 Edition. It has not been updated since to comply with the JORC Code 2012 on the basis that the Walhalla project is not a material mining project of the Company and the information has not materially changed since it was last reported.
- The information in this presentation that relates to Exploration Targets and Exploration Results is extracted from the Company's ASX announcement dated 10 October 2017 and is available to view on the Company's website. The Company confirms that it is not aware of any new information or data that materially affects the information included in the original announcement.
- The potential quality and grade of the Exploration Target within the Magenta Zone is conceptual in nature as there has been insufficient exploration to estimate a Mineral Resource. It is uncertain if further exploration will result in the estimation of a Mineral Resource.

Forward Looking Statements



- This release contains forward-looking statements. Wherever possible, words such as "intends", "expects", "scheduled", "estimates", "anticipates", "believes", and similar expressions or statements that certain actions, events or results "may", "could", "would", "might" or "will" be taken, occur or be achieved, have been used to identify these forward looking statements. Although the forward looking statements contained in this release reflect management's current beliefs based upon information currently available to management and based upon what management believes to be reasonable assumptions, The Company cannot be certain that actual results will be consistent with these forward-looking statements. A number of factors could cause events and achievements to differ materially from the results expressed or implied in the forward looking statements. These factors should be considered carefully and prospective investors should not place undue reliance on the forward looking statements. Forward looking statements necessarily involve significant known and unknown risks, assumptions and uncertainties that may cause the Company's actual results, events, prospects and opportunities to differ materially from those expressed or implied by such forward looking statements. Although the Company has attempted to identify important risks and factors that could cause actual actions, events or results to differ materially from those described in forward looking statements, there may be other factors and risks that cause actions, events or results not to be anticipated, estimated or intended, including those risk factors discussed in the Company's public filings. There can be no assurance that the forward looking statements will prove to be accurate, as actual results and future events could differ materially from those anticipated in such statements. Accordingly, prospective investors should not place undue reliance on forward looking statements. Any forward looking statements are made as of the date of this release, and the Company assumes no obligation to update or revise them to reflect new events or circumstances, unless otherwise required by law. This release may contain certain forward looking statements and projections regarding: estimated resources and reserves; planned production and operating costs profiles; planned capital requirements; and planned strategies and corporate objectives.
- Such forward looking statements/projections are estimates for discussion purposes only and should not be relied upon. They are not guarantees of future performance and involve known and unknown risks, uncertainties and other factors many of which are beyond the control of the Company. The forward looking statements/projections are inherently uncertain and may therefore differ materially from results ultimately achieved. The Company does not make any representations and provides no warranties concerning the accuracy.