

A1 Consolidated Gold Ltd

A1 Consolidated Gold Limited PRESENTATION Fremantle RIU 2013



A1 Consolidated Gold Ltd

www.a1consolidated.com.au
info@a1consolidated.com.au
P: (08) 9389 2111
F: (08) 9389 2199



Disclaimer

This presentation has been prepared by A1 Consolidated Gold Limited ("Company"). The material contained in this presentation has been prepared for information purposes only, and is not an offer, invitation or recommendation for subscription or purchase of securities in the Company.

While the information contained in this Presentation has been prepared in good faith, neither the Company nor any of its shareholders, directors, officers, agents, employees or advisers give any representations or warranties (express or limited) as to the accuracy, reliability or completeness of the information in this Presentation, or of any other written or oral information made or to be made available to any interested party or its advisers (all such information being referred to as "Information") and liability therefore is expressly disclaimed. Accordingly, to the full extent permitted by law, neither the Company nor any of its shareholders, directors, officers, agents, employees or advisers take any responsibility for, or will accept any liability, whether direct or indirect, express or limited, contractual, tortious, statutory or otherwise, in respect of the accuracy or completeness of the Information or for any of the opinions contained in this Presentation or for any errors, omissions or misstatements or for any loss, howsoever arising, from the use of this Presentation.

Neither the issue of this Presentation nor any part of its contents is to be taken as any form with any inaccuracies in, or omissions from, this Presentation which may become apparent. The Company reserves its right to terminate any discussions or negotiations with any person. In no circumstances will the Company be responsible for any costs, losses or expenses incurred in connection with any commitment on the part of the Company to proceed appraisal or investigation of the Company. In furnishing this Presentation, the Company does not undertake or agree to any obligation to provide the recipient with access to any additional information or to update this Presentation or to correct any errors.

This Presentation should not be considered as the giving of investment advice by the Company or any of its shareholders, directors, officers, agents, employees or advisers. In particular, any estimates or projections or opinions contained in this Presentation necessarily involve significant elements of subjective judgment, analysis and assumptions and each recipient should satisfy itself in relation to such matters.

Competent Persons Statements

The information in this presentation that relates to Exploration Results or Exploration Targets is based on information compiled by Morrie Goodz who is a Fellow of The Australasian Institute of Mining and Metallurgy. Mr Goodz is a Director of A1 Consolidated Gold Limited, and has sufficient experience which is relevant to the style of mineralisation and type of deposit under consideration and to the activity being undertaken to qualify as a Competent Person as defined in the 2012 Edition of the JORC Code. Mr Goodz has given his consent to the inclusion in the report of the matters based on this information in the form and context in which it appears.

The information in this presentation that relates to Mineral Resources is extracted from the summary report entitled 'A1 Consolidated Gold, Mineral Resource Estimate' prepared by CSA Global Pty Ltd included in the Company's ASX announcement dated 11 February 2013 and is available to view on the Company's website. The Company confirms that it is not aware of any new information or data that materially affects the information included in the original market announcement and that all material assumptions and technical parameters underpinning the estimates in the relevant market announcement continue to apply and have not materially changed. The Company confirms that the form and context in which the Competent Person's findings are presented have not been materially modified from the original market announcement.

Overview



A1 Consolidated Gold Ltd

3

- **Advanced project on granted mining lease**
 - Fully operational mine site including underground development & infrastructure
 - Decline being developed (~100m per month)
 - Toll treatment agreement with Maldon Resources Pty Ltd (a related entity of Octagonal Resources Limited) – 50,000 tpa (3 years)
- **JORC (2012) total Mineral Resource of 281,000 oz Gold February 2013 (1.4Mt @ 6.2 g/t Gold)⁽¹⁾**
 - Indicated 250,000 t @ 5.1 g/t Au for 41,200 Au
 - Inferred 1,170,000 t @ 6.4 g/t Au for 240,000 Au
 - Targeting 10 year mine life at 150,000 tpa
 - Resource growth is expected
- **Current Exploration: A1 Dyke Corridor**
 - Diamond Drilling success from underground
 - Northern Extension intersected at circa 30m of down-hole width
 - First Hole commenced in Southern Extension
- **Planned Production Growth**
 - Access to the 1400 Level will provide opportunity for greater tonnage treatment and production
 - The mining design is for a bulk mineable ore body

⁽¹⁾ Mineral Resources which are not Ore Reserves do not have demonstrated economic viability. The estimate of Mineral Resources may be materially affected by environmental, permitting, legal, title, taxation, socio-political, marketing, operational cost, metal price, mining control, dilution or other relevant issues. There has been insufficient exploration at this date to define these Inferred Mineral Resources as an Indicated or Measured Mineral Resource, as there is insufficient close-spaced drill hole data to adequately define grade and geological continuity for this structurally complex deposit. It is uncertain if further exploration will result in upgrading the Inferred Mineral Resource to an Indicated or Measured Mineral Resource category or to Ore Reserves.

Company Overview



A1 Consolidated Gold Ltd

4

Capital Structure

Listed	21 June 2012
ASX Code	AYC
Share price (11 th February 2013)	\$0.27
Shares on issue	138.2m
Options (unlisted)	26.67m
Market cap (@ \$0.27 per share)	\$37.3m
Cash (31 st Dec 2012)	\$4.05m
No debt and no hedging	

Major Shareholders

Gaffney's Creek Gold Mine	24.1%
Heron Resources	18.1%
Board and Management	13.8%
Top 20	77%

Major Projects

A1 Gold Mine (MIN5294)	100%
------------------------	------

Other Projects

Ten Mile Gold Field (EL5109)	100%
------------------------------	------

Star of the West (MIN4636)	100%
----------------------------	------



Experienced Board and Management Team



A1 Consolidated Gold Ltd

5

Ashok Parekh

Non-Executive Chairman

Chartered accountant who has operated an Accounting Practice for 25 years. Awarded the Centenary Medal in 2003 and recently awarded the Meritorious Service Award by the Institute of Chartered Accountants. Executive Chairman of MacPhersons Resources Ltd (ASX: MRP).



Dennis Clark

Managing Director

38 years' experience in underground mining, with extensive knowledge of mine development. Mr. Clark has been the driving force behind the re-development of the A1 Gold Mine and is intimately familiar with the mine workings and geology.



Darren Russell-Croucher

Director of Mining

Over 20 years' experience in the exploration, construction and development of gold projects. He has been involved in the management teams of gold projects in Victoria and Western Australia, taking the projects from the construction phase through to production.



Morrie Goodz

Non-Executive Director



Jeff Williams

Non-Executive Director



Glenn Wardle

Non-Executive Director

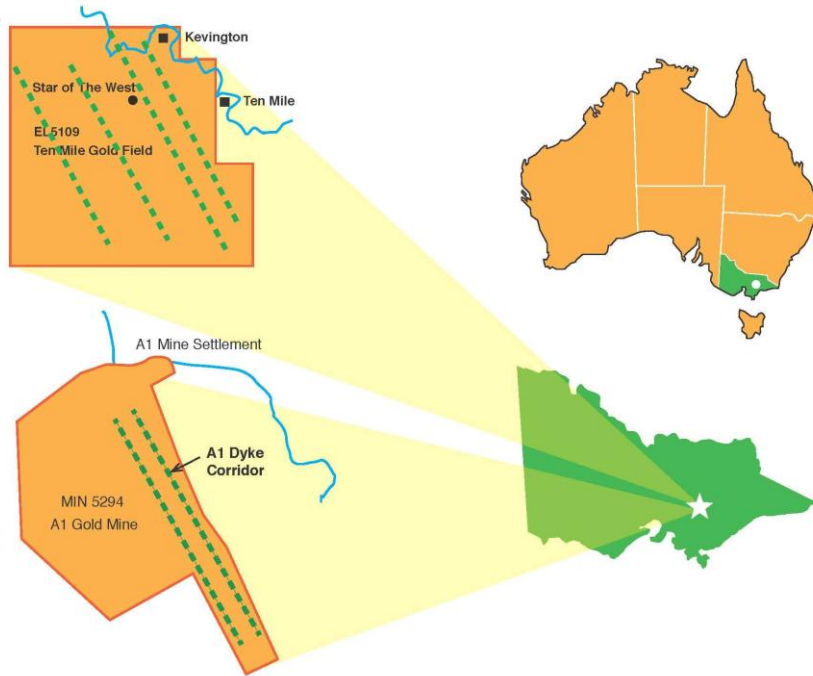


Emma Walczak

Company Secretary



Project Location



Three Projects located approx. 120km NE of Melbourne in the Woods Point–Walhalla Dyke corridor

Company's Projects consist of:

- A1 Gold Mine (MIN5294);
- Ten Mile Goldfield (EL5109); and
- Star of the West (MIN4636).

Focus is the A1 Gold Mine

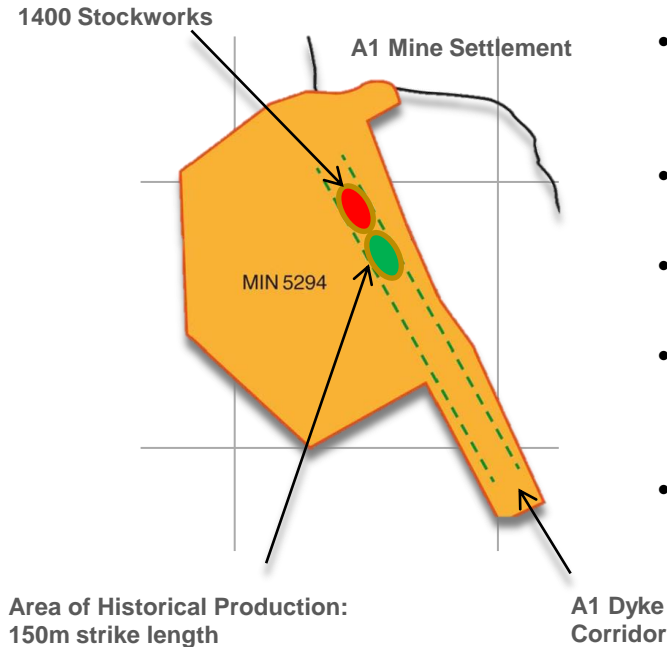
- Historical gold production of circa 620,000oz at an average grade of 32 g/t.

A1 Gold Mine (MIN5294)



A1 Consolidated Gold Ltd

7



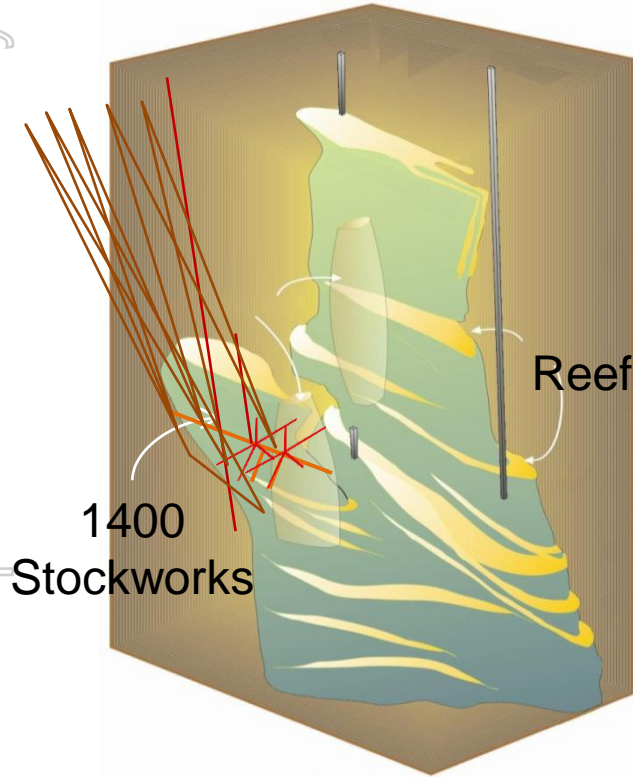
- Gold mineralisation associated with intrusive diorite dyke
- A1 Dyke outcrops for **>1000m** in strike length
- Tenement covers entire known A1 Dyke corridor
- Exploration to date has tested only **150m** of strike length
- Equipped for mining with operational mine site – extensive underground mine development and site infrastructure in place

A1 Gold Mine Project



A1 Consolidated Gold Ltd

8



- Potential of the 1400 Stockwork Zone was first recognised in early 1980s
- Ongoing Underground drilling program
- Use of 3D modeling software
- JORC (2012) total Mineral Resource⁽¹⁾ of 1.4Mt @ 6.2 g/t for 281,000 oz Au
 - Indicated 250,000t @ 5.1 g/t Au
 - Inferred 1,170,000t @ 6.4 g/t Au

⁽¹⁾ Mineral Resources which are not Ore Reserves do not have demonstrated economic viability. The estimate of Mineral Resources may be materially affected by environmental, permitting, legal, title, taxation, socio-political, marketing, operational cost, metal price, mining control, dilution or other relevant issues. There has been insufficient exploration at this date to define these Inferred Mineral Resources as an Indicated or Measured Mineral Resource, as there is insufficient close-spaced drill hole data to adequately define grade and geological continuity for this structurally complex deposit. It is uncertain if further exploration will result in upgrading the Inferred Mineral Resource to an Indicated or Measured Mineral Resource category or to Ore Reserves.

Fully Equipped and Operational Underground Mine



A1 Consolidated Gold Ltd

9



Site Infrastructure

- All required surface site infrastructure in place

Mining Equipment

- All mining plant & equipment 100% owned
- Fully equipped maintenance facilities

Workforce

- Small on site team operating in 2 shifts
- Determination to keep costs low

Agreements

- Fully permitted mine site
- Toll treatment agreement (50,000tpa for 3 years)

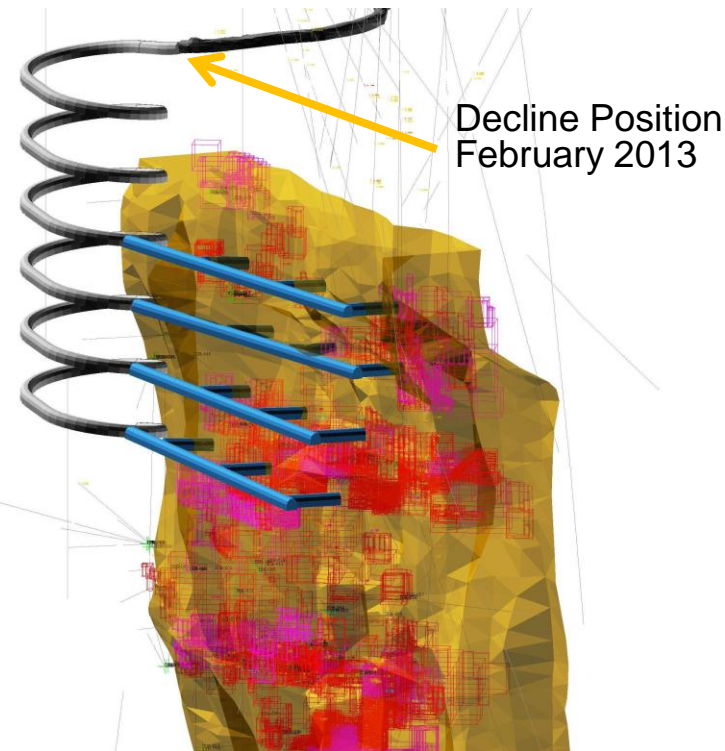
Mine Development – 1400 Level Stockworks



A1 Consolidated Gold Ltd

10

For personal use only



Decline Position
February 2013

Access to 1400 Stockwork Zone:

- February 2013 JORC (2012) total Mineral Resource of 1.4Mt @ 6.2 g/t Au⁽¹⁾ for 281,000 oz Gold
Indicated 250,000t @ 5.1 g/t Au for 41,200 oz Au
Inferred 1,170,000t @ 6.4 g/t Au for 240,000 oz Au
- Decline expected to reach the 1400 Level Stockwork Zone in June 2013
- Current infrastructure can support production rate of circa 150,000 tpa with little CAPEX required
- Current resource allows for a mine life of nearing 10 years at this production rate


⁽¹⁾ Mineral Resources which are not Ore Reserves do not have demonstrated economic viability. The estimate of Mineral Resources may be materially affected by environmental, permitting, legal, title, taxation, socio-political, marketing, operational cost, metal price, mining control, dilution or other relevant issues. There has been insufficient exploration at this date to define these Inferred Mineral Resources as an Indicated or Measured Mineral Resource, as there is insufficient close-spaced drill hole data to adequately define grade and geological continuity for this structurally complex deposit. It is uncertain if further exploration will result in upgrading the Inferred Mineral Resource to an Indicated or Measured Mineral Resource category or to Ore Reserves.

Drawings are not to scale and are for illustration purposes only



Exploration Potential – Mine Life Extension

A1 Gold Mine – Southern Extension



Drawings are not to scale and are for illustration purposes only

• Northern Extension

JORC Exploration Target of approximately 4m to 6mt with a grade range of 3 – 11 g/t Au⁽¹⁾

• 2008 Drilling confirms:

- Dyke Corridor extends >400m north
- Mineralised Dyke still ~20m wide
- Reef material at 9.7 g/t gold Au

• 2012 Infill Drilling:

- Mineralised Dyke ~30m intersection

• Southern Dyke Extension:

- Surface Drilling Commenced February 2013
- Target area 400m strike and up to 30m wide

⁽¹⁾ References to exploration target size and target mineralisation in this report are conceptual in nature and should not be construed as indicating the existence of a JORC Code compliant mineral resource. There is insufficient information to establish whether further development and exploration will result in the determination of a mineral resource within the meaning of the JORC Code.

Where to from Here



A1 Consolidated Gold Ltd

12

Resource
1.4Mt @ 6.2 g/t



Development
Ongoing



Toll treatment
agreement



Summary



A1 Consolidated Gold Ltd

13

- **Advanced project on granted mining lease**
 - Fully Operational Mine Site
 - Infrastructure, Plant & Equipment fully owned
- **JORC (2012) Mineral Resource total of 1.4Mt @ 6.2 g/t Au for 281,000 oz⁽¹⁾**
 - Excellent start – targeting 10 year Mine Life at 150,000 tpa
- **Production Growth Potential**
 - Access to the 1400 Level to provide access to greater tonnage treatment and production
- **Near mine exploration targets**
 - Multiple near mine drill ready targets
- **Funded to production with \$4.05 million cash, no debt and no hedging**
- **Highly experienced Board and Management with a commitment to keeping costs low**

⁽¹⁾ Mineral Resources which are not Ore Reserves do not have demonstrated economic viability. The estimate of Mineral Resources may be materially affected by environmental, permitting, legal, title, taxation, socio-political, marketing, operational cost, metal price, mining control, dilution or other relevant issues. There has been insufficient exploration at this date to define these Inferred Mineral Resources as an Indicated or Measured Mineral Resource, as there is insufficient close-spaced drill hole data to adequately define grade and geological continuity for this structurally complex deposit. It is uncertain if further exploration will result in upgrading the Inferred Mineral Resource to an Indicated or Measured Mineral Resource category or to Ore Reserves.



Thankyou

Come and Visit us at

Booth # 44